

SLOVENIA

2019 ANNUAL RESEARCH: KEY HIGHLIGHTS¹

GLOBAL DATA 2018



10.4%

Total GDP contribution



319 MN

Jobs globally (1 in 10 jobs)

While the global economy grew by 3.2%, **Travel & Tourism** grew significantly more at **3.9%**

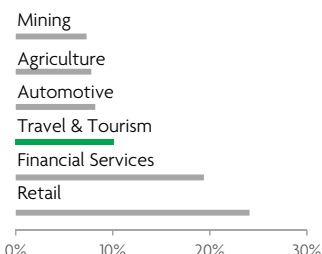
3.2%

3.9%

1 in 5 new jobs were created by Travel & Tourism over the last five years



Global GDP impact by sector (2016 data). Share of total economy GDP



SLOVENIA 2018 KEY DATA



CONTRIBUTION OF TRAVEL & TOURISM TO GDP

12.3% OF TOTAL ECONOMY

Total T&T GDP = EUR5,698.5MN (USD6,747.9MN)

+6.0%

2018 Travel & Tourism GDP growth



CONTRIBUTION OF TRAVEL & TOURISM TO EMPLOYMENT

110.7 JOBS (000's)

(12.8% of total employment)

121.8 JOBS (000's)

Expected in 2019



INTERNATIONAL VISITOR IMPACT

EUR2,850.6 MN

USD3,375.6MN in visitor spend
(7.0% of total exports)

4.8 MN

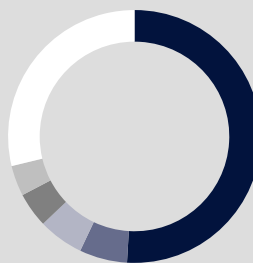
Expected international arrivals for 2019

INBOUND ARRIVALS

OUTBOUND DEPARTURES




- 1. ITALY 17%
- 2. GERMANY 10%
- 3. AUSTRIA 10%
- 4. CROATIA 5%
- 5. SOUTH KOREA 4%
- REST OF WORLD 54%



- 1. CROATIA 51%
- 2. AUSTRIA 6%
- 3. FRANCE 6%
- 4. ITALY 4%
- 5. GERMANY 4%
- REST OF WORLD 29%

Note: Data are average shares over the 2015-2017 period
Source: Oxford Economics, national sources and UNWTO

SECTOR CHARACTERISTICS (2018)



¹All values are in constant 2018 prices & exchange rates
All forecasts WTTC and Oxford Economics